



**NOTTINGHAM CITY COUNCIL**  
**WEST AREA COMMITTEE**

**Date:** Wednesday, 11 May 2016

**Time:** 5.30 pm

**Place:** LB 31-32 - Loxley House, Station Street, Nottingham, NG2 3NG

**Councillors are requested to attend the above meeting to transact the following business**

**Corporate Director for Resilience**

**Governance Officer:** Zena West **Direct Dial:** 01158764305

- |          |   |                |
|----------|---|----------------|
| <b>1</b> | <b>APPOINTMENT OF CHAIR</b>                       |                |
| <b>2</b> | <b>APPOINTMENT OF VICE CHAIR</b>                  |                |
| <b>3</b> | <b>APOLOGIES FOR ABSENCE</b>                      |                |
| <b>4</b> | <b>DECLARATIONS OF INTEREST</b>                   |                |
| <b>5</b> | <b>MINUTES</b>                                    | <b>3 - 12</b>  |
|          | Last meeting held 2 March 2016 (for confirmation) |                |
| <b>6</b> | <b>WARD REPORT - ASPLEY</b>                       | <b>13 - 18</b> |
|          | Report of Director of Neighbourhood Services      |                |
| <b>7</b> | <b>WARD REPORT - BILBOROUGH</b>                   | <b>19 - 26</b> |
|          | Report of Director of Neighbourhood Services      |                |
| <b>8</b> | <b>WARD REPORT - LEEN VALLEY</b>                  | <b>27 - 34</b> |
|          | Report of Director of Neighbourhood Services      |                |
| <b>9</b> | <b>NOTTINGHAM CITY HOMES REPORT</b>               | <b>35 - 60</b> |
|          | Report of Nottingham City Homes                   |                |

- |           |  |         |
|-----------|--|---------|
| <b>10</b> | <b>AREA CAPITAL FUND 2015-16</b><br>Report of Director of Neighbourhood Services   | 61 - 68 |
| <b>11</b> | <b>PROJECTS APPROVED UNDER DELEGATED AUTHORITY</b><br>Report of Director of Neighbourhood Services                                       | 69 - 72 |
| <b>12</b> | <b>FUTURE MEETING DATES</b><br>To meet on the following dates at 5:30pm<br><br>14 September 2016<br>16 November 2016<br>15 February 2017 |         |

IF YOU NEED ANY ADVICE ON DECLARING AN INTEREST IN ANY ITEM ON THE AGENDA, PLEASE CONTACT THE GOVERNANCE OFFICER SHOWN ABOVE, IF POSSIBLE BEFORE THE DAY OF THE MEETING

CITIZENS ATTENDING MEETINGS ARE ASKED TO ARRIVE AT LEAST 15 MINUTES BEFORE THE START OF THE MEETING TO BE ISSUED WITH VISITOR BADGES

CITIZENS ARE ADVISED THAT THIS MEETING MAY BE RECORDED BY MEMBERS OF THE PUBLIC. ANY RECORDING OR REPORTING ON THIS MEETING SHOULD TAKE PLACE IN ACCORDANCE WITH THE COUNCIL'S POLICY ON RECORDING AND REPORTING ON PUBLIC MEETINGS, WHICH IS AVAILABLE AT [WWW.NOTTINGHAMCITY.GOV.UK](http://WWW.NOTTINGHAMCITY.GOV.UK). INDIVIDUALS INTENDING TO RECORD THE MEETING ARE ASKED TO NOTIFY THE GOVERNANCE OFFICER SHOWN ABOVE IN ADVANCE.

**NOTTINGHAM CITY COUNCIL**

**WEST AREA COMMITTEE**

**MINUTES of the meeting held at Ground Floor Committee Room - Loxley House, Station Street, Nottingham, NG2 3NG on 2 March 2016 from 17.30 - 19.03**

**Membership**

Present

Councillor Carole McCulloch (Chair)  
Councillor Marcia Watson (Vice Chair)  
Councillor Patience Uloma Ifediora  
Councillor Glyn Jenkins  
Councillor Glyn Jenkins

Absent

Councillor Graham Chapman  
Councillor Mohammed Saghir  
Councillor Wendy Smith  
Councillor Malcolm Wood

**Colleagues, partners and others in attendance:**

Dawn Alvey - Local Plans Manager  
Tim Bowyer - Senior Public Transport Officer  
Alex Brown - Community Sport and Physical Activity Officer  
Julianne Christou - Neighbourhood Development Officer  
Rob Gabbitas - Neighbourhood Development Officer  
Mervin Goring - Nottingham Focus on Wellbeing  
Chris Grocock - Employment and Skills Officer  
Nicky Jarvis - Tenancy and Estate Manager - Nottingham City Homes  
Bryan Mann - Beechdale Community Centre  
Heidi May - Senior Service Manager - Locality Management  
Stacey Shillingford - Community Employment and Skills Officer  
Jeni Smith - Aspley Partnership  
James Tilford - Park Development Officer  
Councillor Dave Trimble - Portfolio Holder for Leisure and Culture  
Zena West - Governance Officer  
Christine Willetts - Nottingham Tartanaires / Aspley Partnership

**38 APOLOGIES**

Councillor Graham Chapman – other council business  
Councillor Mohammed Saghir – other council business  
Councillor Wendy Smith – work commitments  
Councillor Malcolm Wood - unwell  
Susan Vickers

**39 DECLARATIONS OF INTEREST**

None.

#### **40 MINUTES**

The minutes of item 32 (Delegated Authority Report) from 11 November 2015 will be amended to reflect that the Aspley Partnership received funding for a bid writer, not the Nottingham Tartanaires.

Subject to the above change being made, the minutes for the meeting held on 11 November 2015 were agreed as accurate and signed by the Chair.

#### **41 PARK LIVES HEALTHY LIFE STYLE ACTIVITY PROGRAMME 2016**

Alex Brown, Community Sport and Physical Activity Officer and Councillor David Trimble, Portfolio Holder for Sport and Leisure, introduced the ParkLives Healthy Lifestyle Activity Programme 2016, highlighting the following points:

- (a) Nottingham was one of 10 authorities successful in securing funding from Coca Cola;
- (b) there are lots of Friends and Parks groups around the city that need to be engaged with. There will be opportunities to engage local people, get them involved in events as well as providing some training;
- (c) other core cities have been talking about selling off their parks, but Nottingham City Council has invested over £28m, including refurbishing playgrounds, installing outdoor gyms, major improvements to larger parks, and a £3.4m lottery scheme in Highfields Park;
- (d) ParkLives runs up to 2020, and lots of activities will be organised, but ideally it will be sustainable. There can be more than 1 friends group per park, and there could be activity friends groups (such as dog walking, litter picking, walking groups, outdoor yoga etc.) where people may continue after the scheme funding has ended. Friends groups and community support can demonstrate community involvement, which can help with external funding bids;
- (e) last year there were over 450 activity sessions, all free. Some were for adults, some were for families, some were for children and some were for older people. They were held at all times of day and weekends, to remove barriers and be more accessible. This year, activities will be much more locally focused, concentrating on what activities people want and when they want them in their parks.
- (f) the Parks Team can provide coaches or instructors, or provide training to get local people qualified as coaches to make it more sustainable. There is lots of help and support available from the team;
- (g) the main aim of the scheme is to get people to participate in low level activity.

- (h) the Committee commented that it would be helpful for the ParkLives team to attend tenants meetings, parents evenings etc. to find more volunteers.

**RESOLVED to:**

- (1) **note the draft ParkLives programme for 2016;**
- (2) **request that nominations for Local ParkLives Ambassadors/Activators are emailed to [parklives@nottinghamcity.gov.uk](mailto:parklives@nottinghamcity.gov.uk).**

**42 AREA JOBS PLAN - RESPONSE TO AREA CLUSTERS JOBS AND TRAINING REVIEW**

Chris Grocock, Employment and Skills Officer, and Stacey Shillingford, Community Employment and Skills Officer, presented a report to the Committee on the Area Jobs Plan, highlighting the following points:

- (a) in November and December 2015, the Employment and Skills Team received 10 question from Area Chairs Panel about how employment and skills provision is delivered within the areas. The main themes that emerged were a disconnect between area committees and knowledge about what is being delivered locally;
- (b) the focus requested by Area Chairs Panel was on good quality jobs, and on targeting harder to reach groups rather than going for quick wins;
- (c) programmes need to be adjustable to be more targeted to local need and specific to each area. The recommended response to the issues raised was to establish local employment and skills partnerships. The partnerships would meet quarterly to assess what is being delivered in each area and facilitate improvement of programmes;
- (d) targets at the moment focus on job outcomes, which can incentivise providers to work with those who are easiest to help into work;
- (e) better links are required between unemployment issues and issues connected to housing, health, mental health, addiction, and learning.

Following questions and comments from the Committee, the following additional information was provided:

- (f) partnerships need to be improved, as there are a significant number of vulnerable adults who can't avail themselves of traditional learning. Connections also need to work the other way, e.g. those with mental health issues can be referred for employment help;

- (g) Councillors can add an influence and a local accountability to these groups that can improve their function. The groups being Councillor-led gives them weight, which the area leads don't have. We want to bring to bear the resources we have to facilitate these partnerships, put them at your service. This group will allow us to pull everything under the same roof. Areas have different needs, it's about tailoring and being accountable;
- (h) there are a lot of fragmented services and organisations operating across to area, not all of whom are accountable to area leads, or any other body, so we want to bring them all together. This proposal will strengthen the work of the Commissioning Team and ensure we're getting value for money.

**RESOLVED to establish an Employment and Skills West Area Partnership with terms of reference, membership, officers, reporting and frequency of meetings to be decided at the next West Area Cluster meeting.**

#### **43 WARD PERFORMANCE**

Rob Gabbittas, Neighbourhood Development Officer, presented the Ward Performance Report, as detailed in the agenda pack. The report is a regular report that sets out the key issues and successes, the ward priorities and finances within each ward, and upcoming events.

There were questions and comments from the Committee:

- (a) The Committee approved of the new layout for the report, noting that it is a bit more succinct;
- (b) Councillors requested further information on the impact of domestic violence on young people, as Aspley has one of the highest domestic violence rates in the country;
- (c) Councillors also requested further information on what Small Steps Big Changes are providing within the community, and on free nursery provision for under 2s;
- (d) the next theme for review will be healthy lifestyles. This will start in March with Councillors and Neighbourhood Development Officers being trained, then a review of local need to inform the commissioning of services ready for October/November.

**RESOLVED to:**

- (1) note the Ward Performance report;**
- (2) provide Councillors with further information on the impact of domestic violence on young people, Small Steps Big Changes, and free nursery provision for under 2s.**

**44 AREA CAPITAL FUND 2015/16**

Rob Gabbitas, Neighbourhood Development Officer, presented the Area Capital Fund 2015/16 report.

**RESOLVED to:**

- (1) **note the following monies available under the Area Capital Fund:**  
**Aspley – £0.00**  
**Bilborough – £22,910.00**  
**Leen Valley – £0.00**

- (2) **note the following withdrawn scheme in the Aspley ward:**

Location	Type	Reason	Amount	Details
Snicket Scheme 4	vehicular access	reallocation of funds	£500	Scheme deferred until next year due to changing priorities

- (3) **approve the following schemes:**

<b>Bilborough LTP Schemes</b>				
Location	Type	Prioritised	Estimate	Details
Trowell Road/ Glaisdale Drive	road safety	Prioritised 19 January 2016	£1,300	Keep clear markings at junction to assist traffic turning right from Glaisdale Drive - lead service: Traffic & Safety
Burnside Road	footpaths	Prioritised 19 January 2016	£31,788	Reconstruction of footpaths on Burnside Road (odd number side only) - lead service: Highway Maintenance
<b>Bilborough Public Realm Schemes</b>				
Location	Type	Prioritised	Estimate	Details
Bilborough Ward crossings	dropped crossings	Prioritised 19 January 2016	£5,000	Further contribution to provision of four sets of pedestrian dropped crossings to improve mobility access at identified locations across the ward - lead service: Traffic & Safety
<b>Leen Valley LTP Schemes</b>				
Location	Type	Prioritised	Estimate	Details
Ennismore Gardens	footpath	Prioritised 27 November 2016	£8,358	Footpath reconstruction on odd-numbered side of Ennismore Gardens (LTP contribution) - lead service: Highway Maintenance

<b>Leen Valley Public Realm Schemes</b>				
<b>Location</b>	<b>Type</b>	<b>Prioritised</b>	<b>Estimate</b>	<b>Details</b>
Ennismore Gardens	footpath	Prioritised 27 November 2015	£11,774	Footpath reconstruction on odd-numbered side of Ennismore Gardens (PR contribution) - lead service: Highway Maintenance

#### **45 PROJECTS APPROVED UNDER DELEGATED AUTHORITY**

Julianne Christou, Neighbourhood Development Officer, presented the Delegated Authority report.

**RESOLVED to note the following actions agreed by the Director of Neighbourhood Services in respect of projects and schemes within West Area:**

<b>Councillors</b>	<b>Project/Group</b>	<b>Amount</b>
Councillor Chapman, Councillor McCulloch, Councillor Ifediora	Halloween Event	£1,000
	Literacy Volunteers	£500
Councillor Smith, Councillor Watson, Councillor Wood	Money Matters Project at Birchover Community Centre	£1,591
	Bilborough Christmas Festival	£4,000
Councillor Jenkins, Councillor Saghir	Festive Lights	£5408
	Pantomime Visit and Rhythm and Drum Workshops to celebrate Black History Month	£600
	Lighting Up Aspley	£200
	Literacy Volunteers	£400

#### **46 NOTTINGHAM CITY HOMES REPORT**

Nicky Jarvis, Tenancy and Estate Manager at Nottingham City Homes, presented the Nottingham City Homes report, containing performance information and details of the allocation of environmental and area capital funds.

**RESOLVED to:**

- (1) note the performance information as detailed in appendices 1 and 2 of the report;**
- (2) note the monies available under the environmental budget:  
Aspley – £1,041.00  
Bilborough – £158,928.10  
Leen Valley – £25,082.83**
- (3) approve the following schemes:**



Address	Request	Cost
Denewood Crescent, Bilborough	Continuation of the fencing upgrade project to this estate with Denewood Crescent being chosen as most in need to receive the works. The scheme will see a replacement of the existing dilapidated wooden fencing and this will be replaced with metal black bow top railings and litter guards as required. NCH properties only.	£50,000.00
Kennington Road, Leen Valley	Upgrade the planters, providing new shrubs and plants.	£1002.15
Kennington Road, Leen Valley	Upgrade the lightings columns	£2593.33

- (4) **note the amendments to the remaining environmental budget for the Aspley ward since the last Area Committee, due a decommitted scheme of £50,000.00.**

**47 LOCAL PLAN PART 2: LAND AND PLANNING POLICIES DOCUMENT - PUBLICATION VERSION**

Dawn Alvey, Local Plans Manager, presented a report to the Committee on the Local Area Plan Part 2: Land and Planning Policies Document, highlighting the following points:

- (a) there is a government requirement to produce a planning document, covering a 15 year timescale, which is difficult to do in terms of changing planning policy and economic conditions;
- (b) the plan includes all planning policies that the council needs to rely on when making planning decisions, and allocates development sites. Part 1 of the plan was for high level strategic policies, and has already been approved. Part 2 is more detailed, and has smaller site allocations to meet the needs identified in Part 1;
- (c) several rounds of consultation have taken place already, and the document has now been approved for consultation, open till 11 March 2016;
- (d) the plan has been difficult to produce. There is a requirement to maintain a 5-year housing land supply, otherwise the plan can be overruled by the government. 95% of all new homes are built on brownfield land. All sites over a certain size have to be considered, with a total of 85 sites, for delivery up to 2028;

- (e) there are 12 site allocations in this area, some of which are already under construction or under planning permission. These sites are still contained in the plan because things can change and sites can stall;
- (f) there has been a focus on provision of family homes, tackling flood risk, and restriction of hot-food takeaways near schools to tackle obesity and support the health agenda. This focus may be difficult to defend, but it is hoped that there will be increasing central support going forward;
- (g) there is some local concern on a number of the proposed sites, especially greenfield sites. The consultation deadline cannot be extended, as it is a statutory deadline. Further information on the consultation can be found at [www.nottinghamcity.gov.uk/localplan](http://www.nottinghamcity.gov.uk/localplan). The plan will be adopted around summer 2017;
- (h) the sites within this area include:
  - Woodhouse Way, Nottingham Business park North - employment use
  - Woodhouse Way, Woodhouse Park - mixed residential, local convenience store and employment use
  - College Way, Melbury School Playing Field – residential and open space
  - Chingford Road Playing Field – residential and open space
  - Denewood Crescent, Denewood Centre – residential / specialist housing
  - Wilkinson Street, Former PZ Cussons – mixed residential and employment use with open space
  - Bobbers Mill Bridge, land adjacent to Bobbers Mill Industrial Estate – residential
  - Bobbers Mill Bridge, Bobbers Mill Industrial Estate – residential and employment use
  - Ascot Road, Speedo – residential
  - Beechdale Road, South of Former Co-Op Dairy – residential
  - Chalfont Drive, Former Government Buildings – residential
  - Beechdale Road, Former Beechdale Baths – convenience retail store and residential;

There were a number of questions and comments from the Committee:

- (i) all Councillors have received the consultation information, the Planning Team is happy to meet with them further, and to meet with any groups who may wish for further information. It is difficult to provide the certainties that people want at this stage, as the planning document concerns planning principles, not specifics for each site;
- (j) if residents have particular concerns, for example regarding increased traffic, then again Councillors and residents can meet with the Planning Team to discuss these issues further. However, certain sites already have planning permission, so it is important not to raise anyone's hopes that they can change that. Whilst Nottingham City Council cannot influence many developments themselves, they can have some influence on the provision of infrastructure.

**RESOLVED to note the Local Plan Part 2: Land and Planning Policies Document (Publication Version) as contained in appendix A of the report, and that the period for making representations ends on 11 March 2016.**

**48 AREA COMMITTEE PRIORITY ACTION PLAN**

Rob Gabbitas, Neighbourhood Development Officer, presented a report on the Area Committee Priority Action Plan. The Plan is about bringing the area priorities together. It is an ongoing piece of work, with quite broad priorities. It is a positive thing for the West Area Committee to have some guidance on local priorities.

**RESOLVED to note the West Area Committee priorities below, and actions as set out in the appendix to the report:**

- (1) Glaisdale Drive Development;**
- (2) Jobs and Training;**
- (3) Health.**

**49 EASYLINK BUS SERVICE**

Tim Bowyer, of Nottingham City Council Public Transport, gave a presentation on the EasyLink accessible bus service for Nottingham City, highlighted the following points:

- (a) EasyLink is the new door-to-door accessible bus service from Nottingham City Council, replacing the Dial-a-Ride service, as that had quite a few barriers to use;
- (b) 6 brand new fully accessible vehicles have been introduced, including a full flat rear lift. The service is available for anyone who who lives in the Greater Nottingham area who struggles to use public transport, not just the elderly and disabled;
- (c) the service is door to door, anywhere within a 10 mile radius of the city centre. Drivers are fully trained to help passengers. Escorts or carers travel free of charge;
- (d) if you have a Nottingham City Council Mobility Citycard you can book straight away. For all other users it's a simple application form. People can also apply online, and there's no longer a fee to join;
- (e) the service can now be booked in advance – up to 7 days in advance for a single trip, 6 weeks in advance for block bookings, or 3 months in advance for medical appointments;
- (f) a new booking system has been introduced, including new telephone systems, an online booking system, email and text based booking;

- (g) the fares no longer operate on a zonal system, they work on distance as the crow flies, with the cheapest fare (up to 1 mile) £1.50 for a concessionary pass holder, or £3.00 for a full fare;
- (h) the Public Transport team want to promote the new scheme within the community. Leaflets and posters are available (including in accessible formats), there is information on the website. A vehicle can be brought along to any planned events to show potential users.

There were questions and comments from the Committee:

- (i) the Committee agreed that it is very positive news that carers and escorts are not charged to use the service. People should not be financially penalised just because they need extra help;
- (j) previously there were lots of problems and inadequate resources. It wasn't a bad service, it just didn't have the resources. Some people couldn't use it before due to availability and booking issues. With the new vehicles, realistically capacity has been doubled. There are also optimised journeys due to a new computer journey planning system;
- (k) the drivers on the Dial-a-Ride service have always been excellent, and always received great feedback. They know the customers well and are a key part of the service. The same drivers have been kept for the EasyLink service. Their skills have been updated to improve the service they provide.
- (l) Tim was invited to showcase the new service at a tea dance on 22 April 2016. The service has already been showcased at several local events, including other tea dances, pop-up cafes, markets and churches;
- (m) lots of articles are going out across many publications about the service, including the Arrow;
- (n) there are 6 new vehicles, the old vehicles have been retained in case demand increases. The trip figures and membership numbers will be continuously reviewed to ensure that the service is not overwhelmed;
- (o) uptake data will be recorded and can be shared with anyone who is interested.

**RESOLVED to note the information and thank Tim for the presentation.**

**WEST AREA COMMITTEE – 11 May 2016**

<b>Title of paper:</b>	Aspley Ward Report	
<b>Director(s)/ Corporate Director(s):</b>	Dave Halstead Director of Neighbourhood Services	<b>Wards affected:Aspley, Bilborough, Leen Valley</b>
<b>Report author(s) and contact details:</b>	Liam Searle, Neighbourhood Development Officer 07940761134 liam.searle@nottinghamcity.gov.uk	
<b>Other colleagues who have provided input:</b>	Heidi May, Head of Neighbourhood Management 07983718859 Heidi.may@nottinghamcity.gov.uk	
<b>Date of consultation with Portfolio Holder(s) (if relevant)</b>	Councillor Graham Chapman 12th November 2015	
<b>Relevant Council Plan Key Theme:</b>		
Strategic Regeneration and Development		<input type="checkbox"/>
Schools		<input type="checkbox"/>
Planning and Housing		<input type="checkbox"/>
Community Services		<input type="checkbox"/>
Energy, Sustainability and Customer		<input type="checkbox"/>
Jobs, Growth and Transport		<input checked="" type="checkbox"/>
Adults, Health and Community Sector		<input checked="" type="checkbox"/>
Children, Early Intervention and Early Years		<input type="checkbox"/>
Leisure and Culture		<input type="checkbox"/>
Resources and Neighbourhood Regeneration		<input type="checkbox"/>
<b>Summary of issues (including benefits to citizens/service users):</b>		
This report focusses on current priorities and issues facing this ward and provides details of forthcoming events and activities. The report replaces the previous Performance report which used operational data supplied by the Crime and Drugs Partnership.		
<b>Recommendation(s):</b>		
<b>1</b>	That the priorities, current issues and supporting information for the Aspley Ward be noted and comments welcomed.	

**1 REASONS FOR RECOMMENDATIONS**

- 1.1 Each Ward manages a set of priorities and key issues through regular meetings of its Neighbourhood Action Team (NAT). These meetings are led by Neighbourhood Development Officers (NDOs) and supported by core partners including Nottingham City Homes (NCH), Neighbourhood Policing, Community Protection, Children and Early Help, City Services / Waste Management; Fire and Rescue Services and Health.
- 1.2 Ward Councillors are also invited to participate in these meetings.

- 1.3 Ward priorities are identified and informed from a range of sources including Citizens, Councillors, Partners and Officers and current issues will be updated for each area committee.
- 1.4 The list of events and activities will take account of the work which all NDOs undertake with partner organisations within their Ward and shows the depth of activity in place working alongside neighbourhood management to improve social cohesion and tackle priorities at a ward and area level.

## **2 BACKGROUND (INCLUDING OUTCOMES OF CONSULTATION)**

- 2.1 The Aspley Ward sits within the wider West Area Committee which adopted three area based priorities at its first Area Cluster meeting – jobs and training, Glaisdale Industrial Park and Health.
- 2.2 These priorities demonstrate a link to the City Council’s current ambitions contained in the latest City Council Plan 2015 - 19. Actions for each priority will be developed and led by appropriate service teams and partnerships. The Area priorities were reported to the last West Area Committee on 2 March 2016 and will be updated at each area Committee.
- 2.3 The area priorities listed in 2.1 sit within wider pieces of work and broader agendas which are being addressed by multi agency approaches across the City. At a Ward level it is important to identify how some of these more complex priorities can be worked on at local levels – either ward or area by introducing local solutions. This could, for example, include more targeted use of funding such as Ward Councillor budgets to support healthy eating initiatives or the use of Area Capital to develop an outdoor gym facility.
- 2.4 The current Ward priorities which have been reported previously through the area committee performance reports are shown in Appendix 1. These priorities will be updated for each area committee, taking into account discussions at NAT meetings and various groups and activities involving local residents.
- 2.5 Appendix 2 sets out the current key issues.
- 2.6 Appendix 3 highlights the forthcoming opportunities for citizens to engage in events and activities in their neighbourhoods.

## **3 OTHER OPTIONS CONSIDERED IN MAKING RECOMMENDATIONS**

- 3.1 None

## **4 FINANCE COMMENTS (INCLUDING IMPLICATIONS AND VALUE FOR MONEY/VAT)**

- 4.1 None

## **5 LEGAL AND PROCUREMENT COMMENTS (INCLUDING RISK MANAGEMENT ISSUES, AND LEGAL, CRIME AND DISORDER ACT AND PROCUREMENT IMPLICATIONS)**

- 5.1 None

**6 STRATEGIC ASSETS & PROPERTY COMMENTS (FOR DECISION RELATING TO ALL PROPERTY ASSETS AND ASSOCIATED INFRASTRUCTURE) (AREA COMMITTEE REPORTS ONLY)**

6.1 None

**7 EQUALITY IMPACT ASSESSMENT (EIA)**

7.1 An EIA is not required because; this is not a new or changing policy, service or function.

**8 LIST OF BACKGROUND PAPERS OTHER THAN PUBLISHED WORKS OR THOSE DISCLOSING CONFIDENTIAL OR EXEMPT INFORMATION**

8.1 None

**9 PUBLISHED DOCUMENTS REFERRED TO IN COMPILING THIS REPORT**

9.1 None

This page is intentionally left blank



## Appendix 1

### Safer Nottingham

Priority	Lead
Promote Nottingham Alert and Neighbourhood Watch schemes	Police
Reduce crime and Anti-social behaviour	NAT

### Neighbourhood Nottingham

Priority	Lead
Support Community groups and organisations to hold events	Neighbourhood Management
Promote interest in 'friends of Broxtowe Park' group	NAT
Target litter, dog fouling and fly tipping	NAT
Promote bulky waste appointment service and reduce bin contamination	Waste Management
Promote LAG to encourage diverse attendance	Neighbourhood Management
Promote community litter pick events with schools, and residents	NAT
Continue to support Community Cohesion through events and engagement	Neighbourhood Management
Support Financial Resilience Group	NAT

### Families Nottingham

Priority	Lead
Support Small Steps Big Changes 'Family Mentor Scheme'	Children and Families Team
Further priorities for 2016/17 – to be reviewed	CFT

### Health Nottingham

Priority	Lead
Reduce Cardio-Vascular Disease and raise awareness of lifestyle risk factors	Health
increase physical activity including cycling and walking projects	Health
Signpost to free health activities e.g. slimming world and 'Go for it'	Health
Sustain current City ambitions around cycling	Travelright

### Working Nottingham

Priority	Lead
Jobs and training initiatives – to be identified	NCC – Employment and Skills Groundwork Greater Nottingham

## **Appendix 2**

List of key current issues (taken from latest NAT Review)

Employ Park Ranger on Broxtowe Country Park to improve community engagement

Recycling and bins – improve recycling rates and remove bins from streets

Dog Fouling Campaign – We're Watching You, prepare for scheme to move into Aspley ward

Establish a Domestic Violence 'sub group' to support relevant partners

Establish a Week of Action theme and direction

Support Police to reduce recent rise in shed breaks

Support local CP team to establish a more robust response to noise related ASB

Establish an improved process for escalating detrimental NCH properties to the correct officer

Support local food banks (current deficit of donations)

## **Appendix 3**

Forthcoming dates, events / activities, Ward Walks etc.

- Aspley LAG – Wednesday 27th April (1pm)
- Melbourne Park – Dog Chipping (Area 3 wards) Tuesday 5th April 11am -3pm
- ASDA clean up event (area 3) – Thursday 28th April 10am – 3pm
- Aspley Ward Walk 16th May
- Week Of Action – Date to be confirmed, approx. June-July

**WEST AREA COMMITTEE - 11 MAY 2016**

<b>Title of paper:</b>	Bilborough Ward Report	
<b>Director(s)/ Corporate Director(s):</b>	Dave Halstead Director of Neighbourhood Services	<b>Ward affected: Bilborough</b>
<b>Report author(s) and contact details:</b>	Julianne Christou, Neighbourhood Development Officer 0115 8833739 / 07940 761177 <a href="mailto:julianne.christou@nottinghamcity.gov.uk">julianne.christou@nottinghamcity.gov.uk</a>	
<b>Other colleagues who have provided input:</b>	Heidi May, Senior Service Manager (Neighbourhood Management) 07983718859 <a href="mailto:heidi.may@nottinghamcity.gov.uk">heidi.may@nottinghamcity.gov.uk</a>	
<b>Date of consultation with Portfolio Holder(s) (if relevant)</b>	Councillor Graham Chapman 12 <sup>th</sup> November 2015	
<b>Relevant Council Plan Key Theme:</b>		
Strategic Regeneration and Development		<input type="checkbox"/>
Schools		<input type="checkbox"/>
Planning and Housing		<input type="checkbox"/>
Community Services		<input type="checkbox"/>
Energy, Sustainability and Customer		<input type="checkbox"/>
Jobs, Growth and Transport		<input type="checkbox"/>
Adults, Health and Community Sector		X
Children, Early Intervention and Early Years		X
Leisure and Culture		<input type="checkbox"/>
Resources and Neighbourhood Regeneration		<input type="checkbox"/>
<b>Summary of issues (including benefits to citizens/service users):</b> <b>This report focuses on current priorities and issues facing this ward and provides details of forthcoming events and activities. The report replaces the previous Performance report which used operational data supplied by the Crime and Drugs Partnership.</b>		
<b>Recommendation(s):</b>		
<b>1</b>	That the priorities, current issues and supporting information for the Bilborough Ward be noted and comments welcomed.	

**1 REASONS FOR RECOMMENDATIONS**

- 1.1 Each Ward manages a set of priorities and key issues through regular meetings of its Neighbourhood Action Team (NAT). These meetings are led by Neighbourhood Development Officers (NDO) and supported by core partners including Nottingham City Homes (NCH), Neighbourhood Policing, Community Protection, Children and Early Years Help, City Services / Waste Management; Fire and Rescue Services and Health.
- 1.2 Ward Councillors are also invited to participate in these meetings.
- 1.3 Ward priorities are identified and informed from a range of sources including Citizens, Councillors, Partners and Officers and current issues will be updated for each area committee.

- 1.4 The list of events and activities will take account of the work which all NDOs undertake with partner organisations within their Ward and shows the depth of activity in place working alongside neighbourhood management to improve social cohesion and tackle priorities at a ward and area level.

## **2 BACKGROUND (INCLUDING OUTCOMES OF CONSULTATION)**

- 2.1 The Bilborough Ward sits within the wider West Area Committee which adopted three area based priorities at its first Area Cluster meeting – jobs and training, Glaisdale Industrial Park and Health.
- 2.2 These priorities demonstrate a link to the City Council’s current ambitions contained in the latest City Council Plan 2015 - 19. Actions for each priority will be developed and led by appropriate service teams and partnerships. The Area priorities were reported to the last West Area Committee on 2 March 2016 and will be updated at each area Committee
- 2.3 The area priorities listed in 2.1 sit within wider pieces of work and broader agendas which are being addressed by multi agency approaches across the City. At a Ward level it is important to identify how some of these more complex priorities can be worked on at local levels – either ward or area by introducing local solutions. This could, for example, include more targeted use of funding such as Ward Councillor budgets to support healthy eating initiatives or the use of Area Capital to develop an outdoor gym facility.
- 2.4 The current Ward priorities which have been reported previously through the area committee performance reports are shown in Appendix 1. These priorities will be updated for each area committee, taking into account discussions at NAT meetings and various groups and activities involving local residents.
- 2.5 Appendix 2 sets out the current key issues.
- 2.6 Appendix 3 highlights the forthcoming opportunities for citizens to engage in events and activities in their neighbourhoods.

## **3 OTHER OPTIONS CONSIDERED IN MAKING RECOMMENDATIONS**

- 3.1 None

## **4 FINANCE COMMENTS (INCLUDING IMPLICATIONS AND VALUE FOR MONEY/VAT)**

- 4.1 None

## **5 LEGAL AND PROCUREMENT COMMENTS (INCLUDING RISK MANAGEMENT ISSUES, AND LEGAL, CRIME AND DISORDER ACT AND PROCUREMENT IMPLICATIONS)**

- 5.1 None

**6 STRATEGIC ASSETS & PROPERTY COMMENTS (FOR DECISION RELATING TO ALL PROPERTY ASSETS AND ASSOCIATED INFRASTRUCTURE) (AREA COMMITTEE REPORTS ONLY)**

6.1 None

**7 EQUALITY IMPACT ASSESSMENT**

7.1 An EIA is not required as this is not a new or changing policy, service or function.

**8 LIST OF BACKGROUND PAPERS OTHER THAN PUBLISHED WORKS OR THOSE DISCLOSING CONFIDENTIAL OR EXEMPT INFORMATION**

8.1 None

**9 PUBLISHED DOCUMENTS REFERRED TO IN COMPILING THIS REPORT**

9.1 None

This page is intentionally left blank

## Appendix 1

### Safer Nottingham

Priority	Lead
Promote Nottingham Alert and Neighbourhood Watch schemes	Police
Reduce crime and Anti-social behaviour	Police and Neighbourhood Action Team (NAT)
To continue to reduce accidental fires by working with older people	Fire Service

### Neighbourhood Nottingham

Priority	Lead
Improve appearance of neighbourhoods /gardens/hedges To achieve 4 stars by improved appearance of properties and gardens to increase community pride.	Nottingham City Homes (NCH) City Services
The neighbourhood to be as clean as the City Centre Improved street and open spaces by reduction in rubbish, litter and fly tips.	City Services and community protection (CPO)
Car Parking	
Look at possible solutions to parking problems across the ward, especially around schools	Parking Enforcement/ NAT
Target litter, dog fouling and fly tipping	NAT and CPO
Promote bulky waste appointment service	CPO
Promote community litter pick events with schools, and residents	NAT
Continue to support Community Cohesion through events and engagement	Neighbourhood Management

### Families Nottingham

Priority	Lead
Promote activities for children and young people	Children and Families Team and Bilborough Youth Network
Further priorities for 2016/17 – to be reviewed	CFT
Welfare Reform Awareness Promote services in the ward offering advice and guidance sessions on finance and debt management	Welfare Rights, NCH and NAT

### Health Nottingham

Priority	Lead
Promote Harvey Hadden Sports Village to support residents fitness and health increase physical activity including cycling and walking projects	NAT partners and leisure services
Reduce Cardio-Vascular Disease and raise awareness of lifestyle risk factors	Health
Raise awareness about cancer screening	Health
Signpost to free health activities e.g. slimming world and 'Go for it'	Health
Support Older People's ability to remain independent , fir and healthy	Health

## Working Nottingham

Priority	Lead
Jobs and training initiatives – to be identified Promote IT courses at the Bilborough Library	NCC – Employment and Skills Groundwork Greater Nottingham



## **Appendix 2**

List of key current issues (taken from latest NAT Review)

- Parking survey of the whole ward to help support options for requests for permits TRO's etc.
- Work with NAT partners to support Police with ASB and Young People
- ASDA Clean Up with partners from three wards in the West Area
- Establish a Day of Action theme and direction
- Create strategy for stopping fly tipping on Old Coach Road
- Support Community Events

## Appendix 3

### Forthcoming dates, events / activities, Ward Walks etc.

- Melbourne Park – Dog Chipping (Area 3 wards) Tuesday 5<sup>th</sup> April 11am -3pm
- ‘Jumble sale ‘ The Vale Community Centre 23<sup>rd</sup> April 2pm
- ASDA clean up event (area 3) – Thursday 28<sup>th</sup> April 10am – 3pm
- Spring into Spring – Saturday 30<sup>th</sup> April (1pm) DADTRA
- Bilborough Ward Walk May 26<sup>th</sup> tbc
- Day Of Action – Date to be confirmed, approx. June-July
- Queen’s Birthday Party June 11<sup>th</sup> Hoylake Park 2-5pm  
and The Vale Community Centre
- Dementia Awareness Day May/June tbc

**WEST AREA COMMITTEE - 11 MAY 2016**

<b>Title of paper:</b>	Leen Valley Ward Report	
<b>Director(s)/ Corporate Director(s):</b>	Dave Halstead Director of Neighbourhood Services	<b>Wards affected: Leen Valley</b>
<b>Report author(s) and contact details:</b>	Rob Gabbitas, Neighbourhood Development Officer 0115 8833741 / 07932430715 <a href="mailto:Rob.gabbitas@nottinghamcity.gov.uk">Rob.gabbitas@nottinghamcity.gov.uk</a>	
<b>Other colleagues who have provided input:</b>	Heidi May, Head of Neighbourhood Management 07983718859 <a href="mailto:Heidi.may@nottinghamcity.gov.uk">Heidi.may@nottinghamcity.gov.uk</a>	
<b>Date of consultation with Portfolio Holder(s) (if relevant)</b>	Councillor Graham Chapman 12 November 2015	
<b>Relevant Council Plan Key Theme:</b>		
Strategic Regeneration and Development		<input type="checkbox"/>
Schools		<input type="checkbox"/>
Planning and Housing		<input type="checkbox"/>
Community Services		<input checked="" type="checkbox"/>
Energy, Sustainability and Customer		<input checked="" type="checkbox"/>
Jobs, Growth and Transport		<input checked="" type="checkbox"/>
Adults, Health and Community Sector		<input checked="" type="checkbox"/>
Children, Early Intervention and Early Years		<input type="checkbox"/>
Leisure and Culture		<input checked="" type="checkbox"/>
Resources and Neighbourhood Regeneration		<input type="checkbox"/>
<b>Summary of issues (including benefits to citizens/service users):</b> <b>This report focusses on current priorities and issues facing this ward and provides details of forthcoming events and activities. The report replaces the previous Performance report which used operational data supplied by the Crime and Drugs Partnership.</b>		
<b>Recommendation(s):</b>		
<b>1</b>	That the priorities, current issues and supporting information for the Leen Valley Ward be noted and comments welcomed.	

**1 REASONS FOR RECOMMENDATIONS**

- 1.1 Each Ward manages a set of priorities and key issues through regular meetings of its Neighbourhood Action Team (NAT). These meetings are led by Neighbourhood Development Officers (NDOs) and supported by core partners including Nottingham City Homes (NCH), Neighbourhood Policing, Community Protection, Children and Early Years Help, City Services / Waste Management; Fire and Rescue Services and Health.
- 1.2 Ward Councillors are also invited to participate in these meetings.
- 1.3 Ward priorities are identified and informed from a range of sources including Citizens, Councillors, Partners and Officers and current issues will be updated for each area committee.

- 1.4 The list of events and activities will take account of the work which all NDOs undertake with partner organisations within their Ward and shows the depth of activity in place working alongside neighbourhood management to improve social cohesion and tackle priorities at a ward and area level.

## **2 BACKGROUND (INCLUDING OUTCOMES OF CONSULTATION)**

- 2.1 The Leen Valley Ward sits within the wider West Area Committee which adopted three area based priorities at its first Area Cluster meeting – jobs and training, Glaisdale Industrial Park and Health.
- 2.2 These priorities demonstrate a link to the City Council’s current ambitions contained in the latest City Council Plan 2015 - 19. Actions for each priority will be developed and led by appropriate service teams and partnerships. The Area priorities were reported to the last West Area Committee on 2 March 2016 and will be updated at each area Committee
- 2.3 The area priorities listed in 2.1 sit within wider pieces of work and broader agendas which are being addressed by multi agency approaches across the City. At a Ward level it is important to identify how some of these more complex priorities can be worked on at local levels – either ward or area by introducing local solutions. This could, for example, include more targeted use of funding such as Ward Councillor budgets to support healthy eating initiatives or the use of Area Capital to develop an outdoor gym facility.
- 2.4 The current Ward priorities which have been reported previously through the area committee performance reports are shown in Appendix 1. These priorities will be updated for each area committee, taking into account discussions at NAT meetings and various groups and activities involving local residents.
- 2.5 Appendix 2 sets out the current key issues.
- 2.6 Appendix 3 highlights the forthcoming opportunities for citizens to engage in events and activities in their neighbourhoods.

## **3 OTHER OPTIONS CONSIDERED IN MAKING RECOMMENDATIONS**

- 3.1 None

## **4 FINANCE COMMENTS (INCLUDING IMPLICATIONS AND VALUE FOR MONEY/VAT)**

- 4.1 None

## **5 LEGAL AND PROCUREMENT COMMENTS (INCLUDING RISK MANAGEMENT ISSUES, AND LEGAL, CRIME AND DISORDER ACT AND PROCUREMENT IMPLICATIONS)**

- 5.1 None

**6 STRATEGIC ASSETS & PROPERTY COMMENTS (FOR DECISION RELATING TO ALL PROPERTY ASSETS AND ASSOCIATED INFRASTRUCTURE) (AREA COMMITTEE REPORTS ONLY)**

6.1 None

**7 EQUALITY IMPACT ASSESSMENT**

7.1 An Equality Impact Assessment is not required as this is not a new or changing policy, service or function.

**8 LIST OF BACKGROUND PAPERS OTHER THAN PUBLISHED WORKS OR THOSE DISCLOSING CONFIDENTIAL OR EXEMPT INFORMATION**

8.1 None

**9 PUBLISHED DOCUMENTS REFERRED TO IN COMPILING THIS REPORT**

9.1 None

This page is intentionally left blank

## Appendix 1

### Safer Nottingham

Priority	Lead
Promote Nottingham Alert and Neighbourhood Watch schemes	Police
Reduce crime and Anti-social behaviour	NAT
Continue to develop Community Speed Watch group	Police and residents

### Neighbourhood Nottingham

Priority	Lead
Support community groups and organisations to hold events	Neighbourhood Management
Promote interest in Tenants and Residents groups eg Kennington Road area and Ashwell Gardens / Meadow Brown Road areas	Nottingham City Homes Neighbourhood Management
Target litter, dog fouling and fly tipping	NAT
Promote bulky waste appointment service and reduce bin contamination	Waste Management
Encourage residents to make more use of alleyways for bin storage	NAT
Promote community litter pick events with schools, and residents	NAT
Improve parking around schools to reduce all day parking	Traffic Management
Consider waiting restrictions around Bluecoat school and Old Nuthall Road.	Traffic Management
Develop Melbourne Park Friends Group and encourage greater local use of Aspley YMCA, Melbourne Park	Parks Team and Neighbourhood Management

### Families Nottingham

Priority	Lead
Sustain existing weekly youth group on Whitemoor estate	Area youth lead
Work with Southwold Primary to organise and develop a series of local community days, bringing together parents with partner organisations around the local school environment and the Kennington Road play area	Southwold Primary School Neighbourhood Management
Develop summer event on local park to build on success of previous similar partnership events	Local faith groups Neighbourhood Management / NAT

### Health Nottingham

Priority	Lead
Reduce Cardio-Vascular Disease and raise awareness of lifestyle risk factors	Health
increase physical activity including cycling and walking projects	Health
Signpost to free health activities e.g. slimming world and 'Go for it'	Health
Sustain current City ambitions around cycling	Travelright

## Working Nottingham

Priority	Lead
Jobs and training initiatives – to be identified through Area Employment and Jobs Hub	NCC – Employment and Skills Groundwork Greater Nottingham



## Appendix 2

### List of key current issues (taken from latest NAT Review)

- Sustain youth club activities at New Whitemoor Baptist Church and assess impact of new activities equipment
- Promote new Nursery and Foundation unit at Southwold Primary school and clarify take - up of new provision
- Look into relaunch of Robert Shaw Playing Fields
- Recycling and bins – examine current Ward recycling rates and consider new initiatives
- Dog Fouling Campaign (We're Watching) and dog micro chipping campaigns
- Plantation Side grass banks – Residents supporting various clean up initiatives
- Kennington Road Action Plan
- Beechdale Community Road safety Group – training programme in place (10 residents involved)
- Melbourne Friends of Park Group – to develop greater interest in future improvement plan
- Reintroducing Kennington Road Residents Group (former KAMRA group) – NCH led
- Ring Road – reinstating Trafford Park area
- Vine Community Centre – continue to develop as a community 'Hub'
- Installation of mobile 3G CCTV units across the ward to address flytipping, street drinking, litter and dog fouling
- Ashwell Gardens frontages – NCH scheme to replace small front garden areas with hard landscaping
- Chalfont Drive – to monitor neighbourhood impacts of new housing development
- Southwold school – set up Community days for parents and partner organisations working locally
- Robert Shaw Playing Fields – look into reinstatement of this open space

## Appendix 3

### Forthcoming dates, events / activities, Ward Walks

- Beechdale LAG – Wednesday 18<sup>th</sup> May and 20<sup>th</sup> July (6.30pm)
- Friends of Melbourne Park – May / June meeting (date and time to be confirmed)
- Kennington Road residents group (AGM) – Southwold Primary school 12<sup>th</sup> May (11am)
- Plantation Side Community Clean up (June / July) – date to be confirmed
- Ward Walks: Thursday 12<sup>th</sup> May (2pm – 3.30pm); Wednesday 15<sup>th</sup> June (2pm - 3.30pm); Wednesday 27<sup>th</sup> July (2pm -3.30pm); Thursday 15<sup>th</sup> September (2pm - 3.30pm); Thursday 13<sup>th</sup> October (2pm -3.30pm); Thursday 24<sup>th</sup> November (2pm - 3.30pm)
- Kennington Residents Group AGM – Thursday 12<sup>th</sup> May 11.00am at Southwold Nursery, Kennington Road
- Southwold Primary School Community Day – May (date tbc) – partners event to include Neighbourhood Management / Operations; Energy information session, jobs and training, NCH Tenancy Sustainment and Welfare Reform
- West Area Committee – Wednesday 14<sup>th</sup> September 5.30pm, Loxley House, Station Street



**WEST AREA COMMITTEE**  
**11 May 2016**

<b>Title of paper:</b>	Nottingham City Homes Update and Approvals	
<b>Director(s)/ Corporate Director(s):</b>	Nick Murphy, Chief Executive of Nottingham City Homes	<b>Wards affected:</b> Aspley, Bilborough and Leen Valley
<b>Report author(s) and contact details:</b>	Elira Mano, Tenancy and Estate Manager, elira.mano@nottinghamcityhomes.org.uk	
<b>Other colleagues who have provided input:</b>		
<b>Date of consultation with Portfolio Holder(s) (if relevant)</b>	N/A	
<b>Relevant Council Plan Strategic Priority:</b>		
Cutting unemployment by a quarter		<input type="checkbox"/>
Cut crime and anti-social behaviour		<input checked="" type="checkbox"/>
Ensure more school leavers get a job, training or further education than any other City		<input type="checkbox"/>
Your neighbourhood as clean as the City Centre		<input checked="" type="checkbox"/>
Help keep your energy bills down		<input type="checkbox"/>
Good access to public transport		<input type="checkbox"/>
Nottingham has a good mix of housing		<input type="checkbox"/>
Nottingham is a good place to do business, invest and create jobs		<input type="checkbox"/>
Nottingham offers a wide range of leisure activities, parks and sporting events		<input type="checkbox"/>
Support early intervention activities		<input type="checkbox"/>
Deliver effective, value for money services to our citizens		<input checked="" type="checkbox"/>
<b>Summary of issues (including benefits to customers/service users):</b>		
<p>The report provides updates on key issues and themes which link back to local priorities and the strategic themes for Nottingham City Homes.</p> <p>The reports provide summary updates on the following key themes:</p> <ul style="list-style-type: none"> <li>• Capital Programme and major work;</li> <li>• area regeneration and environmental issues;</li> <li>• key messages from the Tenant and Leasehold Congress;</li> <li>• Tenant and Residents Associations updates;</li> <li>• area performance;</li> <li>• good news stories and positive publicity.</li> </ul>		
<b>Recommendation(s):</b>		
<b>1</b>	To note and comment on the update and performance information in Appendices 1 and 2.	
<b>2</b>	To note the allocation of funds for 2016/17, detailed in Appendix 3.	
<b>3</b>	To approve the Area Capital Programme funding request set out in Appendix 3.	

## **1. REASONS FOR RECOMMENDATIONS (INCLUDING OUTCOMES OF CONSULTATION)**

- 1.1 The Nottingham City Homes Update provides a descriptive and statistical picture of what is happening at an area level and invite community representatives to comment, debate, and challenge and identify how they can add value to improve their neighbourhoods.
- 1.2 The update also monitors progress in the wards and acts as a catalyst for debate about the key performance issues impacting upon the ward on a quarterly basis.

## **2 BACKGROUND (INCLUDING OUTCOMES OF CONSULTATION)**

- 2.1 Nottingham City Homes previously reported on performance at local Area Panels that sat below the respective Area Committees. These panels were attended by local residents, local Councillors and partner agencies.
- 2.2 Nottingham City Homes has a goal to 'create homes and places where people want to live' and to give tenants and leaseholders an input in shaping what happens in their area. The Nottingham City Homes Update and Performance Report is one of a number of initiatives that increases the transparency and accountability of the Company's performance.
- 2.3 Following the decision for Nottingham City Homes reps to attend Area Committee, it was decided to provide the Nottingham City Homes Update Report to Area Committee. Appendices 1 and 2 provide the latest performance position for the committee to note and comment on.
- 2.4 Appendix 3 outlines the remaining capital budget for this area for noting and provides detail of the schemes that require approval by the Committee. The figure reported to this Area Committee is an accurate account of what budget is remaining.

## **3 OTHER OPTIONS CONSIDERED IN MAKING RECOMMENDATIONS**

- 3.1 None

## **4 FINANCIAL IMPLICATIONS (INCLUDING VALUE FOR MONEY/VAT)**

- 4.1 Budgets are allocated on a yearly basis for each ward and there is an obligation on Nottingham City Homes to ensure that funds are allocated to projects within these budget requirements

## **5 RISK MANAGEMENT ISSUES (INCLUDING LEGAL IMPLICATIONS AND CRIME AND DISORDER ACT IMPLICATIONS)**

- 5.1 None

**6 EQUALITY IMPACT ASSESSMENT**

6.1 An EIA is not required

**7. LIST OF BACKGROUND PAPERS OTHER THAN PUBLISHED WORKS OR THOSE DISCLOSING CONFIDENTIAL OR EXEMPT INFORMATION**

7.1 None

**8. PUBLISHED DOCUMENTS REFERRED TO IN COMPILING THIS REPORT**

8.1 None

This page is intentionally left blank



# NCH update report

## NCH update report

West Area Committee – Appendix 1

Presented by: Elira Mano

Page 39

	Item	Executive Summary / Key Points	For information or decision
1	Capital Programme & major works	<p><b>External wall insulation</b>  <b>Bilborough</b> - Delivery Partner – Keepmoat – works are progressing to the no fines properties. Structural issues have been reviewed and resolved and where necessary structural repairs are being executed. Two Pilot BISF properties have been opened to identify structural and delivery issues which may affect delivery of all these properties. Owner occupier details being collated should future schemes become available for them. Successful community event held at Harvey Hadden in conjunction with partners and NCC.  <b>Aspley</b> – decision on planning for these properties is due this week and this scheme will be mobilised for commencement. Owner occupier details being collated should future schemes become available for them. 539 properties, 20 archetypes.</p> <p><b>Maintaining decency</b>  <b>Internals scheme for 15/16</b> - Delivery Partner – Keepmoat – works have progressed well and are now completing  <b>Internals scheme for 16/17</b> - Delivery Partner – Keepmoat –scheme is mobilising for commencement on 3rd May 1,500 properties on GMP. Will pick up previous refusals and no access.  <b>Slate Roofing Scheme</b> – Delivery Partner – Keepmoat – a number of properties have been delivered as part of the Internals scheme which are completing</p>	Information

	<p><b>Slate Roofing Scheme 16/17</b>– Delivery Partner – To be awarded – to be awarded imminently and to mobilise to commence in June / July</p> <p><b>Nationwide Windows and Doors 15/16</b> – Delivery Partner – Nationwide – works are being completed in this scheme</p> <p><b>Nationwide Windows and Doors 16/17</b> – Delivery Partner – Nationwide – to be mobilised for a commencement in May Will pick up previous refusals and no access.</p> <p><b>Radon surveys</b> –going well. All queries go through to Public Health. Some results have come through from Bilborough which are below expected levels. Phase two is Aspley and letters have been sent.</p>	
2	<p><b>Strelley – Joint Centre</b> Service centre with 30 flats above to be build where old housing office was. Appointment of contractor in discussion with NCC</p> <p>Procurement in progress for Oakford Close, Aspley - 21 bungalows plus communal unit</p> <p>Cranwell – 48 new homes due for completion in January 2017.</p> <p><b>Aspley</b> <b>Ainsdale Crescent</b> – NCH are currently working with the designated contractor to determine a start date for this project, following consultation with recipients of the work. We will be installing new hard standings where it has been identified to have a benefit to a property. There are some properties we have omitted from the scheme, as it is not feasible to install a drop kerb/hard standing due to structures such as telegraph poles. Some residents have opted out of the scheme as they have matured and well cared for gardens and they do not wish to lose these. We aim to be on site Spring/Summer 2016.</p> <p><b>Lindfield Road</b> – We have received the quotation for the completion of the wall and railing works to Lindfield Road and we are currently working with our contractor to determine a start date. We will need to undergo consultation with tenants and residents, so it is envisaged it will be summer before we are back on site to complete this project. Funding is being requested at this area committee to complete this project – see appendix 3.</p>	Information



		<p><b><u>Bilborough</u></b> NCH have delivered a successful fencing upgrade scheme to Oakmead Avenue within the ward and this has provided the properties with a better metal fencing and maximised security. This has seen a contribution from the ward Cllrs to deliver works to the private properties. We are now rolling these works out to Denewood Crescent which is in need of improvements to the front boundary fencing, and we aim to deliver this over Spring/Summer 2016.</p> <p><b><u>Leen Valley</u></b> External improvements have commenced at Ashwell Gardens, which will see several properties receive new front fencing and resurfacing works to create a better quality finish. Drying areas are also being upgraded and new fencing installed.</p> <p>NCH have recently started works to Kennington Road, to install new boundary fencing to several properties, resurfacing works where the quality of the surface is poor and unusable. Canopies are to be installed to offer more feature to the houses as they currently lack feature.</p>	
3	Key messages from the Tenant and Leasehold Congress	<p>The NCH Group Tenant &amp; Leaseholder Involvement Strategy 2016-19 has now been agreed and is available to view and download at <a href="http://www.nottinghamcityhomes.org.uk/about-us/strategies/">http://www.nottinghamcityhomes.org.uk/about-us/strategies/</a>. NCH are passionate about involvement and we will be introducing a wide range of opportunities for tenants to participate in creating homes and places where people want to live.” We will also seek to continually renew our pool of involved tenants and leaseholders so that we gain a wider range of perspectives and diversity to the role of Involved customer.</p> <p><b>Tenant and Leaseholder Awards 2016</b> “NCH successfully hosted its third annual Tenant and Leaseholder Awards ceremony on 18th March 2016. 31 organisations were shortlisted from the 97 nominations received. The 11 winning organisations in each category were;</p> <ul style="list-style-type: none"> <li>• Tenant and Leaseholder of the Year - Karen Humble</li> <li>• Best Youth Initiative - Old Highbury Vale TRA</li> <li>• Best Green Initiative - Bulwell Forest Garden</li> </ul>	Information

		<ul style="list-style-type: none"> <li>• Best Sporting Achievement - Strelley Community ABC</li> <li>• Outstanding Achievement in Learning or Self-development - Michaela King</li> <li>• Best Community Event - BOBS</li> <li>• Best Older Persons Initiative - The residents of Peartree Orchard</li> <li>• Community Group of the Year - Lenton Health and Wholeness Project (Tommy's)</li> <li>• Good Neighbour Award - Betty Tolley</li> <li>• Community Safety Award - CommUNITY Mediation Volunteers</li> <li>• Equality and Diversity Award - Epic Partners</li> </ul> <p>NCH will be having an open nomination process throughout 2016 so that projects and individuals can be nominated anytime throughout the year. For the awards.</p>	
4	<p>Tenant and Residents Associations updates</p>	<p><u>BELSATRA</u> The group meet regularly to plan events and discuss matters that arise locally and continue to offer regular events for the local children. The group undertook their AGM on Saturday 16<sup>th</sup> April 2016 and elected their committee and look forward to being able to continue to deliver their good work in the community.</p> <p><u>DADTRA</u> Regular meetings are held with local partners. A coffee morning is held every Wednesday morning at the Community House on Denewood Crescent. Local residents are encouraged to attend.</p> <p>The TRA are working with NCH and NCC to deliver a 'Spring into Spring' event, being held on Sat 30<sup>th</sup> April 2016. The group were successful in securing 10 year anniversary funding to deliver a planting workshop and this activity will take place at the event. Fit In The Community will also be present to deliver taster sessions and International buffet will be provided by local councillors.</p> <p><u>Broxtowe Community Club</u> Family Zumba classes run on a Tuesday in the Hope Centre in partnership with Fit in the Community which have been really well attended. Fit in the Community have confirmed that funding for the classes has been extended into 2016 because of the great attendance levels.</p>	<p>Information</p>

		<p>The TRA were successful in being nominated for a ‘Best Community Event’ award at the NCH Tenant and Leaseholders Awards for their work on the World Food event that took place in November 2015.</p> <p><u>Friends United Network</u>          FUN are a successful group in the Beechdale area and deliver lots of events in the local area to all residents. Recent events include:</p> <ul style="list-style-type: none"> <li>• Weekly Breakfast morning at the local Community Centre.</li> <li>• An ‘Energy Saving’ event was delivered by Doreen Whitaker on Tues 9<sup>th</sup> Feb 2016</li> <li>• A hanging basket workshop is being delivered in early May.</li> <li>• A community cohesion party for local residents is being held on Saturday 23<sup>rd</sup> April 2016, 2-4pm.</li> </ul> <p><u>New Whitemoor</u>          The TRA meet bi monthly at Naburn Court with partner agencies and have a large turnout for these meetings. NCH has arranged for a hanging basket workshop to take place at Naburn Court on 4<sup>th</sup> May to 20 local residents. NCH has also funding a Queens Birthday Party at Naburn Court on Tuesday 26<sup>th</sup> April 2016, 2-4pm.</p>	
5	Good news stories & positive publicity	<p><b><u>Swim or Fit for a £1</u></b>          For £1 tenants and leaseholders can use the gym or attend fitness classes at any of the Nottingham City Council fitness centres. This offer is currently running alongside the very successful swim for a £1 running at any Nottingham city council swimming pools.</p> <p>For more information contact NCH Involvement Team on 0115 746 910  <a href="http://www.fitinthecommunity.com">www.fitinthecommunity.com</a></p> <p><b><u>Tenant Academy</u></b>          All tenant Academy courses are free to NCH tenants and groups. A variety of courses are now available for tenants and leaseholders to access from Lunch and learn money matters, IT and social media courses to starting your own business.</p>	Information

	<p>For a full list of courses and booking details contact the Involvement Team on 0115 746 9100 or the website below.  <a href="http://www.nottinghamcityhomes.org.uk/get-involved/tenant-academy/">http://www.nottinghamcityhomes.org.uk/get-involved/tenant-academy/</a></p> <p><b><u>Regular Tenancy Visits</u></b>          Nottingham City Homes has introduced a new ‘risk-based’ tenancy visits which will be conducted by HPM’s.          All tenants will be provided with a visit that considers the tenant’s circumstances, needs and support at least once every three year. This will be achieved through a programme of Regular Tenancy Visits (RTV). This programme is intended to complement the existing tenancy visits types:</p> <ul style="list-style-type: none"> <li>• Introductory Tenancy Visits</li> <li>• New Tenancy Visits (standard, care leaver, vulnerable, high rise)</li> <li>• Mutual exchange visits</li> <li>• Transfer request visits</li> </ul> <p>The visits will be prioritised using a risk-based approach to ensure we are identifying and engaging with the most vulnerable tenants.          The purpose of the RTV is both strategic and operational:</p> <p><b>Strategic</b> - We will record, update and collate information about our tenants and their homes. This information will strengthen the tenant profile data, analysis of which will lead to robust evidence based business decisions.</p> <p><b>Operational</b> - RTVs will enable NCH to manage risk more effectively, protecting NCH’s assets, identifying needs, providing appropriate support and sustaining the tenancy. Specifically, the RTV visit will contribute to addressing the following issues:</p> <ul style="list-style-type: none"> <li>• safeguarding</li> <li>• hoarding</li> <li>• health and well-being</li> <li>• financial and digital inclusion</li> <li>• fuel poverty</li> </ul>	
--	--	--

	<ul style="list-style-type: none"><li>• housing options (under-occupation)</li><li>• fire safety vulnerability</li><li>• property condition</li></ul> <p><b><u>Frinton Road – Garden Project</u></b> We were successful with securing £15k of funding for the park from DCLG’s Pocket Park funding, with 20k match funding from NCH’s Decent Neighbourhoods team. The HPM, Kate Rand has been leading and supporting the group to progress the project.</p> <p><b><u>UKHA Outstanding approach to ASB (April 2016)</u></b> NCH were highly commended for our outstanding approach to anti-social behaviour. The recognition is a testament to all the hard work to tackle ASB in our communities.</p> <p><b><u>UK Housing Awards (April 2016)</u></b> Nottingham City Homes were the winner of UK Housing Award 2016, the most prestigious award in the housing sector. We won the category for Outstanding Approach to Leadership and Diversity for our flagship Women in Construction programme</p>	
--	---	--





This page is intentionally left blank





## Appendix 2

### Area report – Aspley, Bilborough and Leen Valley

Generated 18 April 2016











#### AC3-1 Anti-social behaviour

Performance indicator and definition	Target	2015/16			2014/15	2013/14	Latest Note
		Value	Status	Long Trend	Value	Value	
% of ASB cases resolved – Aspley  <i>Note: This PI measures the proportion of ASB cases NCH has successfully resolved. Data for this PI is not available by ward and is reported by Housing Office.</i>	97.8%	99.17%			100%	98.04%	One case classed as unresolved due to mediation not being accepted by both parties (case ref 9229). All other 12 cases dealt by the Aspley office have been completed where ASB issues were resolved.
% of ASB cases resolved by first intervention – Aspley  <i>Note: This PI monitors how many ASB cases NCH resolved on the first intervention e.g. written warning. Data for this indicator is not available by ward and is reported by Housing Office.</i>	84%	95.83%			85.03%	80.27%	The percentage of cases resolved on the first intervention in Aspley continues to exceed target. This reflects the Housing Patch Manager's ability to effectively manage and resolve cases which supports our aim to deliver a 'right first time' customer service. Whilst performance has slightly dipped this month, 92.31% March and February 92.86, the year to date cumulative average is 95.83%. TEMs will continue to maintain robust monitoring through one to ones and TEM React Reviews.



<p>Number of new ASB cases – Aspley</p> <p><i>Note: Data for this PI is only available by Housing Office.</i></p>		370			185	156	<p>The Aspley team recorded 20 new cases, which represents a mix of drug related activity, untidy gardens and neighbour disputes. The ASB partnership with the Police and Community Protection continue to deliver joined up solutions to these issues</p>
<p>Tenant satisfaction with the ASB service</p> <p><i>Note: . Overall tenant satisfaction with the ASB service - The average score (out of 10) for each survey question. Data for this indicator is not available by ward..</i></p>	8.5	5.77			7.51	7.3	<p>Tenant satisfaction with the ASB service has improved. We received the highest scores for the support provided, ease of reporting, and willingness to report ASB in the future.</p> <p>To further drive performance improvement we will continue to undertake regular case supervision and regular case quality checks.</p>





## AC3-2 Repairs





Performance indicator and definition	Target	2015/16			2014/15	2013/14	Latest Note
		Value	Status	Long Trend	Value	Value	
<p>% of repairs completed in target – AC - Aspley, Bilborough &amp; Leen Valley</p> <p><i>Note: This PI monitors the proportion of repairs being completed within agreed timescales.</i></p>	96%	96.01%			97.81%	97.32%	<p>WS Apr 2016 Performance has increase from since the last Qtr to 96.01%. Performance is now in target and we continue to monitor this to improve further.</p>
<p>% of repairs completed in target – Aspley Ward</p> <p><i>Note: This PI monitors the proportion of repairs being completed within agreed timescales.</i></p>	96%	95.79%			97.89%	97.3%	<p>WS Apr 2016 Performance is under the agreed target at 95.79%. Performance has been affected by the demand on the Repairs service and we are looking to increasing resources to help this performance improve.</p>
<p>% of repairs completed in target – Bilborough Ward</p> <p><i>Note: This PI monitors the proportion of repairs being completed within agreed timescales.</i></p>	96%	96.15%			97.63%	97.22%	<p>WS Apr 2016 Performance has increase from since the last Qtr to 96.15%. Performance is now in target and we continue to monitor this to improve further.</p>
<p>% of repairs completed in target – Leen Valley Ward</p> <p><i>Note: This PI monitors the proportion of repairs being completed within agreed timescales.</i></p>	96%	96.47%			98.26%	97.87%	<p>WS Apr 2016 Performance has increase from since the last Qtr to 96.47%. Performance is now in target and we continue to monitor this to improve further.</p>
<p>Tenant satisfaction with the repairs service</p> <p><i>Note: Data for this PI is only available citywide</i></p>	9	9.1			8.9	8.78	<p>WS Mar- 2016 Performance is currently in target for the month at 9.39% and for the year at 9.13%. We continue to look at introducing service improvements through the repairs modernisation and monitor customer satisfaction data to highlight and inform these service improvements.</p>





### AC3-3 Rent Collection

Performance indicator and definition	Target	2015/16			2014/15	2013/14	Latest Note
		Value	Status	Long Trend	Value	Value	
<p>% of rent collected</p> <p><i>Note: This PI measures the amount of rent collected (including tenant arrears) as a percentage of rent due for the current year. Data for this indicator is not available by ward and is reported city wide.</i></p> <p><i>Trend shows as improving if value is over 100% as arrears are decreasing.</i></p>	100%	100.25%			100.56%	100.02%	<p>The current collection rate of 100.84% equates to being £658k ahead of the 100% target. At the end of the previous quarter, we were £100k short of the same target.</p> <p>In November a £100 credit was applied to the accounts of qualifying tenants under the Responsible Tenant Reward Scheme, which had a beneficial effect on rent collection performance. Staff will be working at weekends during the final quarter, concentrating on tenants who we find it difficult to contact during the week. This activity is designed to maximise rent collection and ensure the year-end target will be met.</p> <p>So far this year we have carried out fewer evictions – 83 compared to 111 at the same point last year.</p> <p>We continue to sign up as many customers as possible for Direct Debit payments. In December we hit our target of 36.5% of customers signed up to pay by Direct Debit.</p> <p>A corporate programme of work continues, designed to ensure that the whole of NCH plans for and responds to the challenges of</p>







							Universal Credit (which will be rolled out in Nottingham in February) and wider welfare reforms. An intensive data collection exercise relating to our tenants continues and we now hold the required data on 5,000 of the 13,000 working age tenants who are likely to be affected by Universal Credit. The required data includes information on bank account ownership, internet access and confidence in using the internet. This data allows us to target those tenants who require additional support. Information sessions will be held for staff to ensure they are able to give appropriate advice, and tenants to ensure they have access to the necessary information to successfully manage any claim they make for Universal Credit.
<p>% of tenancies ending due to eviction</p> <p><i>Note: This PI monitors the percentage of tenants being evicted due to rent arrears and is reported citywide.</i></p>	0.45%	0.43%			0.56%	0.74%	This indicator will be on target by the end of the financial year. WE are currently only 0.02% behind target and as we are not carrying out any further evictions during March we will be on target. We have done 101 evictions so far this year and at this point last year we had done 129.



**AC3-4a Empty properties - Average relet time**

Performance indicator and definition	Target	2015/16			2014/15	2013/14	Latest Note
		Value	Status	Long Trend	Value	Value	
<p>Average void re-let time (calendar days) – AC - Aspley, Bilborough &amp; Leen Valley</p> <p><i>Note: This PI measures how long it takes NCH to re-let empty properties from the end of the old tenancy to the start of the new tenancy</i></p>	25	22.18			24.25	24	The target was achieved during this period. The Housing Services and Property Services teams continue to work closely to minimise the time properties remain empty. With effect from April 2016 both teams will become part of Housing and Customer Services which should lead to improved performance going forward
<p>Average void re-let time (calendar days) – Aspley Ward</p> <p><i>Note: This PI measures how long it takes NCH to re-let empty properties from the end of the old tenancy to the start of the new tenancy</i></p>	25	18.88			24.5	26.73	The target was achieved during this period. The Housing Services and Property Services teams continue to work closely to minimise the time properties remain empty. With effect from April 2016 both teams will become part of Housing and Customer Services which should lead to improved performance going forward









<p>Average void re-let time (calendar days) – Bilborough Ward</p> <p><i>Note: This PI measures how long it takes NCH to re-let empty properties from the end of the old tenancy to the start of the new tenancy</i></p>	25	24.84			23.21	20.8	<p>The target was achieved during this period. The Housing Services and Property Services teams continue to work closely to minimise the time properties remain empty. With effect from April 2016 both teams will become part of Housing and Customer Services which should lead to improved performance going forward</p>
<p>Average void re-let time (calendar days) – Leen Valley Ward</p> <p><i>Note: This PI measures how long it takes NCH to re-let empty properties from the end of the old tenancy to the start of the new tenancy</i></p>	25	23.12			27.78	23.18	<p>The target was achieved during this period. The Housing Services and Property Services teams continue to work closely to minimise the time properties remain empty. With effect from April 2016 both teams will become part of Housing and Customer Services which should lead to improved performance going forward</p>

### AC3-4b Empty properties - Lettable voids

Performance indicator and definition	Target	2015/16			2014/15	2013/14	Latest Note
		Value	Status	Long Trend	Value	Value	
<p>Number of lettable voids – AC - Aspley, Bilborough &amp; Leen Valley</p> <p><i>Note: Lettable voids are empty properties available for re-letting. They will receive repair work and then be re-let to a new tenant.</i></p>		42			35	60	See below
<p>Number of lettable voids – Aspley Ward</p> <p><i>Note: Lettable voids are empty properties available for re-letting. They will receive repair work and then be re-let to a new tenant.</i></p>		18			11	30	The number increased by 7 in the period. The Housing Services and Property Services teams continue to work closely to minimise the time properties remain empty. With effect from April 2016 both teams will become part of Housing and Customer Services which should lead to improved performance going forward
<p>Number of lettable voids – Bilborough Ward</p> <p><i>Note: Lettable voids are empty properties available for re-letting. They will receive repair work and then be re-let to a new tenant.</i></p>		20			17	26	The number increased by 3 in the period. The Housing Services and Property Services teams continue to work closely to minimise the time properties remain empty. With effect from April 2016 both teams will become part of Housing and Customer Services which should lead to improved performance going forward









<p>Number of lettable voids – Leen Valley Ward</p> <p><i>Note: Lettable voids are empty properties available for re-letting. They will receive repair work and then be re-let to a new tenant.</i></p>		4			7	4	<p>The number decreased by 3 in the period. The Housing Services and Property Services teams continue to work closely to minimise the time properties remain empty. With effect from April 2016 both teams will become part of Housing and Customer Services which should lead to improved performance going forward</p>
--	--	---	--	---	---	---	--

### AC3-4c Empty properties – Decommissioning

Performance indicator and definition	Target	2015/16			2014/15	2013/14	Latest Note
		Value	Status	Long Trend	Value	Value	
Number of empty properties awaiting decommission – AC - Aspley, Bilborough & Leen Valley  <i>Note: This PI shows the number of empty properties which will not be re-let and includes those being decommissioned and / or demolished.</i>		0			112	45	Not Applicable
Number of empty properties awaiting decommission – Aspley Ward  <i>Note: This PI shows the number of empty properties which will not be re-let and includes those being decommissioned and / or demolished.</i>		0			28	0	Not Applicable
Number of empty properties awaiting decommission – Bilborough Ward  <i>Note: This PI shows the number of empty properties which will not be re-let and includes those being decommissioned and / or demolished.</i>		0			84	0	Not Applicable
Number of empty properties awaiting decommission – Leen Valley Ward  <i>Note: This PI shows the number of empty properties which will not be re-let and includes those being decommissioned and / or demolished.</i>		0			0	0	Not Applicable



### AC3-5 Tenancy sustainment

Performance indicator and definition	Target	2015/16			2014/15	2013/14	Latest Note
		Value	Status	Long Trend	Value	Value	
Percentage of new tenancies sustained - AC - Aspley, Bilborough & Leen Valley  <i>Note: This PI measures the number of new tenants who are still in their tenancy 12 months later.</i>	96%	97.81%			97.35%	94.53%	performance exceeds target which is pleasing in uncertain economic times
Percentage of new tenancies sustained - Aspley Ward  <i>Note: This PI measures the number of new tenants who are still in their tenancy 12 months later.</i>	96%	96.44%			97.65%	94.04%	performance exceeds target which is pleasing in uncertain economic times
Percentage of new tenancies sustained - Bilborough Ward  <i>Note: This PI measures the number of new tenants who are still in their tenancy 12 months later.</i>	96%	99.02%			97.24%	95.12%	performance exceeds target which is pleasing in uncertain economic times
Percentage of new tenancies sustained - Leen Valley Ward  <i>Note: This PI measures the number of new tenants who are still in their tenancy 12 months later.</i>	96%	100%			96%	95%	performance exceeds target which is pleasing in uncertain economic times

This page is intentionally left blank

**APPENDIX 3**

Area	Ward	Actual Budget (including carry over from 2015/16)	Schemes Approved	Schemes Committed	Schemes De Committed	Remaining Budget
3	Aspley	£115,841.95	£0	£0	£0	£115,841.95
3	Bilborough	£264,413.23	£0	£0	£0	£264,413.23
3	Leen Valley	£45,026.07	£0	£0	£0	£45,026.07

Address	Request	Reason	Nottingham City Homes Officer	Cost	Approval
Lindfield Road Broxtowe	Continuation of the wall and railings project already delivered in this area.	Provide a high quality boundary treatment.	Leanne Hoban	£93,768.47	Approval..

This page is intentionally left blank

**WEST AREA COMMITTEE – 11 MAY 2016**

<b>Title of paper:</b>	<b>AREA CAPITAL FUND - 2015/16</b>	
<b>Director(s)/ Corporate Director(s):</b>	Dave Halstead Director of Neighbourhood Services	<b>Wards affected:</b> Aspley, Bilborough, Leen Valley
<b>Report author(s) and contact details:</b>	Rob Gabbitas; Neighbourhood Development Officer 0115 8833739 <a href="mailto:Rob.gabbitas@nottinghamcity.gov.uk">Rob.gabbitas@nottinghamcity.gov.uk</a>	
<b>Other colleagues who have provided input:</b>	Nancy Hudson, Projects Officer, Highway Services Tel: 0115 8765633 <a href="mailto:nancy.hudson@nottinghamcity.gov.uk">nancy.hudson@nottinghamcity.gov.uk</a> Liam Searle, Neighbourhood Development Officer Tel: 0115 8833738 <a href="mailto:Liam.searle@nottinghamcity.gov">Liam.searle@nottinghamcity.gov</a> Julianne Christou, Neighbourhood Development Officer Tel: 0115 8833741 <a href="mailto:julianne.christou@nottinghamcity.gov.uk">julianne.christou@nottinghamcity.gov.uk</a>	
<b>Date of consultation with Portfolio Holder(s) (if relevant)</b>		
<b>Relevant Council Plan Key Theme:</b>		
Strategic Regeneration and Development		<input type="checkbox"/>
Schools		<input checked="" type="checkbox"/>
Planning and Housing		<input type="checkbox"/>
Community Services		<input checked="" type="checkbox"/>
Energy, Sustainability and Customer		<input type="checkbox"/>
Jobs, Growth and Transport		<input type="checkbox"/>
Adults, Health and Community Sector		<input type="checkbox"/>
Children, Early Intervention and Early Years		<input checked="" type="checkbox"/>
Leisure and Culture		<input checked="" type="checkbox"/>
Resources and Neighbourhood Regeneration		<input checked="" type="checkbox"/>
<b>Summary of issues (including benefits to citizens/service users):</b>		
This report provides Councillors with details of latest spend proposals under the Area Capital Fund including highways and footpaths.		
<b>Recommendation(s):</b>		
<b>1</b>	(a) That the Area Capital funds available to Aspley, Bilborough and Leen Valley Wards as outlined in Appendix 1 be noted	
	(b) That approval be given to new schemes identified within the report.	

**1 REASONS FOR RECOMMENDATIONS**

- 1.1 The Nottingham Local Transport Plan (LTP) Strategy 2011-2026 maintains a commitment to deliver local transport improvements across Nottingham's Neighbourhoods and prioritises small scale transport improvements of importance to local communities.
- 1.2 As part of the budget process Nottingham City Council approved in March 2015 a Local Transport Plan capital allocation of £1.25 million citywide between 2015 -16.

- 1.3 To give opportunity for the Area Committee to make comment on suggested schemes and their progress.

## **2 BACKGROUND (INCLUDING OUTCOMES OF CONSULTATION)**

- 2.1 The Area Capital Programme was established to improve the environment of the neighbourhoods and to create a sense of place for residents in order to improve the quality of life of local people. Since it was established in 2006 to meet the then corporate priority of 'Transforming Neighbourhoods', the Area Capital Fund has included a total programme expenditure portfolio of £40 million. The improvements that have been carried out to date using this programme have included: footpaths, fences, visual enhancements to public realm, refurbishment of parks and improvements to public buildings.
- 2.2 Resources are allocated from the Nottingham City Council general fund, the Local Transport Plan and from the Housing revenue Account. To achieve a joint approach to environmental improvements in neighbourhoods, a greater degree of flexibility has been established to prioritise and deliver improvements so that there is a synergy in local solutions for local issues across neighbourhoods.
- 2.3 The programme of works is a rolling programme. There have been instances where schemes are started, with strong community involvement and interest, only to be altered at a later stage due to changing circumstances such as economic conditions and changes in land values.
- 2.4 The Area Committee, particularly community representatives, are invited to comment specifically on those schemes identified in the proposals column and also to consider whether certain schemes can be linked to other programmes of work in order to generate best value and create a greater impact on the local area.

## **3 OTHER OPTIONS CONSIDERED IN MAKING RECOMMENDATIONS**

- 3.1 None

## **4 FINANCE COMMENTS (INCLUDING IMPLICATIONS AND VALUE FOR MONEY/VAT)**

- 4.1 None

## **5 LEGAL AND PROCUREMENT COMMENTS (INCLUDING RISK MANAGEMENT ISSUES, AND LEGAL, CRIME AND DISORDER ACT AND PROCUREMENT IMPLICATIONS)**

- 5.1 None

## **6 STRATEGIC ASSETS & PROPERTY COMMENTS (FOR DECISION RELATING TO ALL PROPERTY ASSETS AND ASSOCIATED INFRASTRUCTURE) (AREA COMMITTEE REPORTS ONLY)**

- 6.1 None

**7 EQUALITY IMPACT ASSESSMENT (EIA)**

7.1 An EIA is not required because this is not a new or changing policy, service or function.

**8 LIST OF BACKGROUND PAPERS OTHER THAN PUBLISHED WORKS OR THOSE DISCLOSING CONFIDENTIAL OR EXEMPT INFORMATION**

8.1 None

**9 PUBLISHED DOCUMENTS REFERRED TO IN COMPILING THIS REPORT**

9.1 None

This page is intentionally left blank



**Aspley Area Capital 2016 – 2017 Programme**

**Aspley LTP schemes**

Location	Type	Councillor Prioritised / Area Committee Approved	Estimate	Estimated start date	Completed	Details
Snicket Scheme 4	vehicular access		£500			Reallocation of funds to Aspley Ward parking scheme

Total LTP schemes\* £500

**Aspley Public Realm schemes**

Location	Type	Councillor Prioritised / Area Committee Approved	Estimate	Estimated start date	Completed	Details
Lindfield Road Wall Phase 3	wall scheme	Prioritised 26 April 2016	£18,523			Partnership scheme with NCH; further contribution to works on Lindfield Road Walls - lead service: NCH

Total Public Realm schemes\*\* £18,523

**Aspley Withdrawn schemes**

Location	Type	Reason	Amount	Details

Total Decommited\*\*\* £0

2016 - 2017 LTP allocation £100,200

LTP carried forward from 2015 - 2016 £0

2016 - 2017 Public Realm allocation £60,100

Public Realm carried forward from 2015 - 2016 £0

**Total Available 2016 - 2017 ACF £160,300**

\*Less LTP schemes - £500

\*\*Less Public Realm schemes - £18,523

\*\*\*Decommited funds + £0

**Remaining available balance £141,277**

LTP element remaining £99,700

Public Realm element remaining £41,577

**Bilborough Area Capital 2016 – 2017 Programme**

**Bilborough LTP schemes**

Location	Type	Councillor Prioritised / Area Committee Approved	Estimate	Estimated start date	Completed	Details
Fircroft Avenue	footpaths	Prioritised 14 March 2016	£82,615			Reconstruction of footpath on both sides of Fircroft Avenue, with kerb replacement where necessary - lead service: Highway Maintenance
Bilborough Ward parking	parking	Prioritised 14 March 2016	£10,000			Study into parking issues across the ward and proposed solutions - lead service Traffic & Safety

Total LTP schemes\* £92,615

**Bilborough Public Realm schemes**

Location	Type	Councillor Prioritised / Area Committee Approved	Estimate	Estimated start date	Completed	Details

Total Public Realm schemes\*\* £0

**Bilborough Withdrawn schemes**

Location	Type	Reason	Amount	Details
Burnside Road	footpaths	Changing priorities	£31,788	Reconstruction of footpaths on Burnside Road (odd number side only) - lead service: Highway Maintenance (Mar-16)

Total Decommited\*\*\* £0

2016 – 2017 LTP allocation	£85,200
LTP carried forward from 2015 - 2016	£379
2016 – 2017 Public Realm allocation	£51,100
Public Realm carried forward from 2015 - 2016	£22,531
<b>Total Available 2016 – 2017 ACF</b>	<b>£159,210</b>
*Less LTP schemes	- £92,615
**Less Public Realm schemes	- £0
***Decommited funds	+ £31,788
<b>Remaining available balance</b>	<b>£98,383</b>
LTP element remaining	£24,752
Public Realm element remaining	£73,631

**Leen Valley Area Capital 2016 - 2017 Programme**

**Leen Valley LTP schemes**

Location	Type	Councillor Prioritised / Area Committee Approved	Estimate	Estimated start date	Completed	Details
Southwold Drive	parking	Prioritised 4 April 2016	£2,100			Design study for parking scheme on Southwold Drive - lead service: Traffic & Safety
Robins Wood Road	TRO	Prioritised 9 March 2016	£2000			TRO for installation of H-bars - lead service: Traffic & Safety
Lambert Gardens	TRO	Prioritised 22 April 2016	£7,250			Yellow lining scheme to be carried out in the Lambert Gardens, St Margarets Drive and Eskdale Drive area - lead service: Traffic & Safety
Leen Valley Ward crossings	dropped crossings	Prioritised 22 April 2016	£1,500			Scoping exercise for the provision of dropped crossings across the ward - lead service: Traffic & Safety
Medway Street	TRO	Prioritised 26 April 2016	£5,000			Further contribution to TRO amendment to accommodate changes to parking bays and new signage - lead service: Traffic & Safety

Total LTP schemes\*

£17,850

**Leen Valley Public Realm schemes**

Location	Type	Councillor Prioritised / Area Committee Approved	Estimate	Estimated start date	Completed	Details
Cherry Wood Drive 1	footpaths		£19,970			Resurfacing of footpath on Cherry Wood Drive (even numbers) - lead service: Highway Maintenance

Total Public Realm schemes\*\*

£19,970

**Leen Valley Withdrawn schemes**

Location	Type	Reason	Amount	Details
Chadwick Road	Road safety	scheme alteration	£24,500	Raised/narrowed side road entry, No Entry signs onto Chadwick Rd and Unsuitable for HGV signs / vehicular turning area on Old Alfreton Rd (Feb-14)
Southwold Drive 2	close loop	Scheme discontinued due to changing priorities	£15,600	Introduction of Southwold Drive "Closing the Loop" cycle scheme (Feb-15)

Total Decommited\*\*\*

£40,100

2016 - 2017 LTP allocation

£43,700

LTP carried forward from 2015 - 2016

£0

2016 - 2017 Public Realm allocation

£26,200

Public Realm carried forward from 2015 - 2016

£0

**Total Available 2016 - 2017 ACF**

**£69,900**

\*Less LTP schemes

- £17,850

\*\*Less Public Realm schemes

- £19,970

\*\*\*Decommited funds

+ £40,100

**Remaining available balance**

**£72,180**

LTP element remaining

£50,350

Public Realm element remaining

£21,830

This page is intentionally left blank

**WEST AREA COMMITTEE - 11 MAY 2016**

<b>Title of paper:</b>	<b>PROJECTS APPROVED UNDER DELEGATED AUTHORITY</b>	
<b>Director(s)/ Corporate Director(s):</b>	Dave Halstead, Director of Neighbourhood Services	<b>Wards affected: Aspley, Bilborough and Leen Valley</b>
<b>Report author(s) and contact details:</b>	Rob Gabbitas, Neighbourhood Development Officer, Leen Valley 0115 8833741 <a href="mailto:Rob.gabbitas@nottinghamcity.gov.uk">Rob.gabbitas@nottinghamcity.gov.uk</a>	
<b>Other colleagues who have provided input:</b>	Anita Winter, Senior Accounts Technician 0115 87 63714 <a href="mailto:Anita.winter@nottinghamcity.gov.uk">Anita.winter@nottinghamcity.gov.uk</a> Julianne Christou, Neighbourhood Development Officer, Bilborough 0115 88 33739 <a href="mailto:Julianne.christou@nottinghamcity.gov.uk">Julianne.christou@nottinghamcity.gov.uk</a> Liam Searle, Neighbourhood Development Officer, Aspley 0115 88 33738 <a href="mailto:Liam.searle@nottinghamcity.gov.uk">Liam.searle@nottinghamcity.gov.uk</a>	
<b>Date of consultation with Portfolio Holder(s) (if relevant)</b>		
<b>Relevant Council Plan Key Theme:</b>		
Strategic Regeneration and Development		<input type="checkbox"/>
Schools		<input checked="" type="checkbox"/>
Planning and Housing		<input type="checkbox"/>
Community Services		<input checked="" type="checkbox"/>
Energy, Sustainability and Customer		<input type="checkbox"/>
Jobs, Growth and Transport		<input checked="" type="checkbox"/>
Adults, Health and Community Sector		<input checked="" type="checkbox"/>
Children, Early Intervention and Early Years		<input checked="" type="checkbox"/>
Leisure and Culture		<input checked="" type="checkbox"/>
Resources and Neighbourhood Regeneration		<input checked="" type="checkbox"/>
<b>Summary of issues (including benefits to citizens/service users):</b>		
This report advises the Area Committee of the use of Delegated Authority by the Director of Neighbourhood Services.		
<b>Recommendation(s):</b>		
<b>1</b>	To note the funding decisions approved by the Director of Neighbourhood Services in respect of projects and schemes within the West area, as detailed in Appendix A.	

**1 REASONS FOR RECOMMENDATIONS**

- 1.1 Records detailing Members spending decisions and consultation are shown in the attached Appendix. In accordance with the Constitution the Area Committee is required to note spending decisions taken by Ward Members.
- 1.2 All Councillors in the Aspley, Bilborough and Leen Valley Wards have received an allocation of £5000 each for 2016/17 and the Appendix shows the decisions made since the last Area Committee on 2 March 2016.

## **2 BACKGROUND (INCLUDING OUTCOMES OF CONSULTATION)**

- 2.1 This action follows the arrangements established by the Executive Board to allow for spending approvals through individual Members' budget allocations

## **3 OTHER OPTIONS CONSIDERED IN MAKING RECOMMENDATIONS**

- 3.1 None

## **4 FINANCE COMMENTS (INCLUDING IMPLICATIONS AND VALUE FOR MONEY/VAT)**

- 4.1 Councillors have been allocated £5,000 each for 2016/17 which has been added to any underspends from the previous financial year.
- 4.2 The full balance has not yet been allocated and further projects will be reported to a subsequent area committee.

## **5 LEGAL AND PROCUREMENT COMMENTS (INCLUDING RISK MANAGEMENT ISSUES, AND LEGAL, CRIME AND DISORDER ACT AND PROCUREMENT IMPLICATIONS)**

- 5.1 These arrangements provide transparency and regulation to the spending of Individual Councillor's Ward budget allocations.
- 5.2 The funds allocated by Ward budgets are used to address diverse needs from various sections of the community and help to reduce inequalities.

## **6 STRATEGIC ASSETS & PROPERTY COMMENTS (FOR DECISION RELATING TO ALL PROPERTY ASSETS AND ASSOCIATED INFRASTRUCTURE) (AREA COMMITTEE REPORTS ONLY)**

- 6.1 None

## **7 EQUALITY IMPACT ASSESSMENT**

- 7.1 An Equality Impact Assessment is not required because this report does not relate to a new or changing policy, service or function.

## **8 LIST OF BACKGROUND PAPERS OTHER THAN PUBLISHED WORKS OR THOSE DISCLOSING CONFIDENTIAL OR EXEMPT INFORMATION**

- 8.1 A Delegated Authority form has been published for each scheme

## **9 PUBLISHED DOCUMENTS REFERRED TO IN COMPILING THIS REPORT**

- 9.1 Executive Board – 20 May 2008 – Ward Member Budgets

**Aspley Ward**

Councillors Chapman, Ifediora and McCulloch

<b>Project /Group</b>	<b>Amount</b>	<b>Status</b>
Ambleside summer carnival	£250.00	Committed
Young at Heart	£1,000.00	Committed
Melbourne Road – fencing scheme	£1,999.20	Committed
Melbourne Road – central reservation	£673.75	Committed
<b>TOTAL</b>	<b>£3,922.95</b>	

Unspent balance 2015/16	£5,082.89
Cllr budget Allocated 2016/17	£15,000.00
<b>Total available allocation 2016/17</b>	<b>£20,082.89</b>
Committed funds since last area committee	£3,922.95
<b>Remaining Balance</b>	<b>£16,159.94</b>

**Bilborough Ward**

Councillors Smith, Watson and Wood

<b>Project / Group</b>	<b>Amount</b>	<b>Status</b>
Music Hub	£660	Committed
Strelley Village Green	£493	Committed
Party in the Park	£5,000	Committed
Bilborough Library Garden	£2,100	Committed
<b>Total</b>	<b>£8,253</b>	

Unspent balance 2015/16	£55,202.80
Cllr budget allocated 2016/17	£15,000.00
<b>Total available allocation 2016/17</b>	<b>£70,202.80</b>
Committed funds since last area committee	£8,253.00
<b>Remaining Balance</b>	<b>£61,949.80</b>

## Leen Valley Ward

Councillors Jenkins and Saghir

Project	Amount	Status
Play and youth equipment	£1,500	Committed
Mobile 3G Closed Circuit Television (CCTV)	£8,220	Committed
<b>TOTAL</b>	<b>£9,720</b>	

Unspent balance	£36,728
Cllr budget allocated 2016/17	£10,000
<b>Total available</b>	<b>£46,728</b>
Committed funds since last area committee	£9,720
<b>Remaining Balance</b>	<b>£37,008</b>